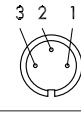

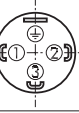
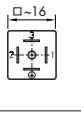
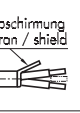
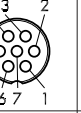
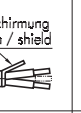


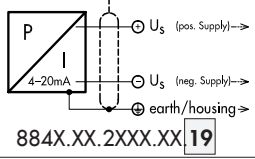
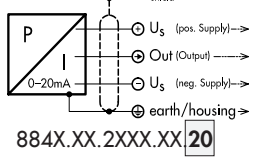
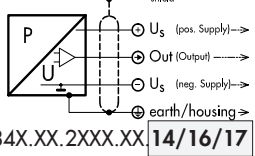


Elektrischer Anschluss / Raccordement électrique / Electrical connection

Schutzart / Protection ¹⁾	IP65 ¹⁾	IP65 ¹⁾	IP65 ¹⁾	IP65 ¹⁾	IP68 ¹⁾	IP65 ¹⁾	IP68 ¹⁾	IP67 ¹⁾	IP67 ¹⁾
Tauchtiefe Profondeur d'immersion Immersion depth	-	-	-	-	1.5m	-	1.5m	-	-
Ausführung Exécution Execution	DIN41 524 3-pol. 01	MIL-C- 26482 02	DIN 43650-A 04	Industrial standard 05	Cable 08	7-pol. 13	Cable 22	DIN 45322 24	M12x1 5-pol. 35
Ausgangssignal Signal de sortie Output									
 884X.XX.2XXX.XX 19	1 3 2	A D B	2 1 ⊕	2 1 ⊕	black blue ⊕	3 4 7	white brown ⊕	1 3 6	4 1 5
 884X.XX.2XXX.XX 20	1 3 2 -	A B D E	1 2 3 ⊕	1 2 3 ⊕	-	1 3 2 7	white green brown ⊕	1 2 3 6	2 4 3 5
 884X.XX.2XXX.XX 14/16/17	1 2 3 -	A B D E	1 2 3 ⊕	1 2 3 ⊕	-	1 3 2 7	white green brown ⊕	1 2 3 6	2 4 3 5

¹⁾ nur mit vorschriftsmässig montierter Kabeldose gültig
valable seulement avec fiche femelle montée selon instructions
provided female connector is mounted according to instructions

Output	Load resistance	I _{SUPPLY}	U _{SUPPLY}	
4 ... 20 mA	(U _{supply} - 10V) / 20mA		10 ... 34 V DC	19
0 ... 20 mA	≤ 0.5 kΩ	≤ 35 mA	24 V DC ± 20%	20
0 ... 5 V DC	≥ 1.0 kΩ	≤ 15 mA	10 ... 30 V DC	14
0 ... 10 V DC	≥ 2.0 kΩ	≤ 20 mA	15 ... 30 V DC	17
1 ... 6 V DC	≥ 1.0 kΩ	≤ 15 mA	12 ... 30 V DC	16

Anziehdrehmoment Druckanschluss / Couple de serrage raccord de pression / Torque moment pressure connection

max. 25Nm

Nenntemperatur / Température nominale / Nominal temperature

-25°C ... +85°C

Lagertemperatur / Température de stockage / Storage temperature

-25°C ... +85°C

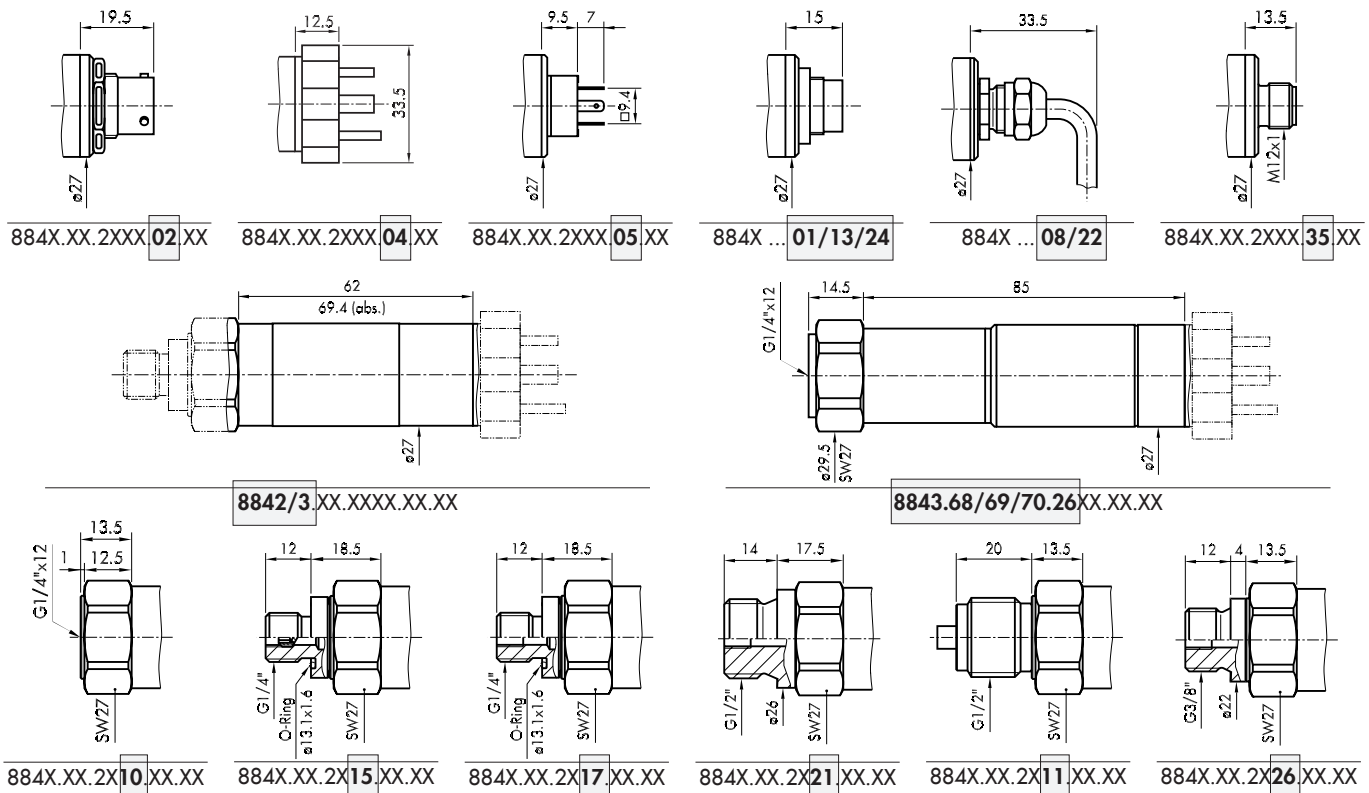
Medientemperatur / Température de fluide / Media temperature

-25°C ... +125°C

Betriebsdruck / Pression de fonctionnement / Operating pressure

Bereich	0 ... 0.2	Überdruck	max.	1,0
Plage	0 ... 0.4	Surpression		1,0
Range	0 ... 0.6	Over pressure		1,0
bar	0 ... 1.0	bar		2,0
	0 ... 2.5			6
	0 ... 4.0			10
	0 ... 6.0			15
	0 ... 10.0			20
	0 ... 16.0			32
	0 ... 25.0			80
	0 ... 40.0			80
	0 ... 60.0			200
	0 ... 100.0			200
	0 ... 250.0			500
	0 ... 400.0			800
	0 ... 600.0			1000
	0 ... 1000.0			1000

Massbilder / Cotes d'encombrement / Dimensions

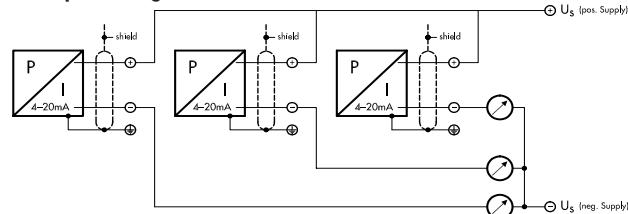
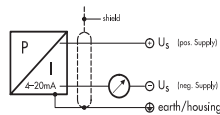


Anschluss von / Connectique de / Connection of

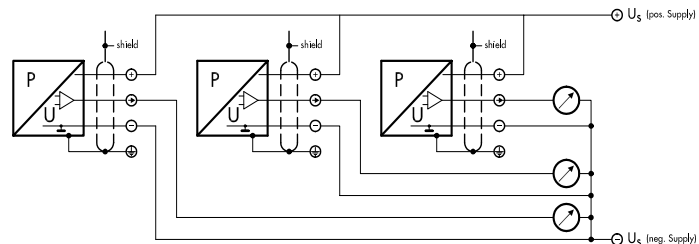
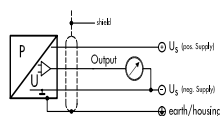
single arrangement

multiple arrangement

I-OUT 2-wires



U-OUT 3-wires



H73208c Trafag AG 99/04

We reserve the right to make alternations as technical progress may warrant.